

Cooper Lighting Solutions Photometric Lab
1121 Highway 74 South
Peachtree City, GA 30269



Scaled data based on original data using
LM-79-2019 Approved Method: Electrical and Photometric Measurements of Solid-
State Lighting Products

Test Report Prepared for
Cooper Lighting Solutions

Brand: METALUX

Report Number: P981626

Luminaire Tested: 4PWM-2060C5-835-LOW

Issue Date: 01/28/2026

Test Information

Test Method: LM-79-2019
Report Number: P981626
Test Lab: INNOVATION CENTER(P3)
Issue Date: 01/28/2026
Manufacturer: COOPER LIGHTING SOLUTIONS
Product Line: METALUX
Catalog Number: 4PWM-2060C5-835-LOW
Description: METALUX 8.75 INCH PROWRAP 80CRI 3500K FIXTURE LOW OUTPUT SETTING
Light Source: 3500K CCT, 80+ CRI LEDS
Ballast/Driver: -

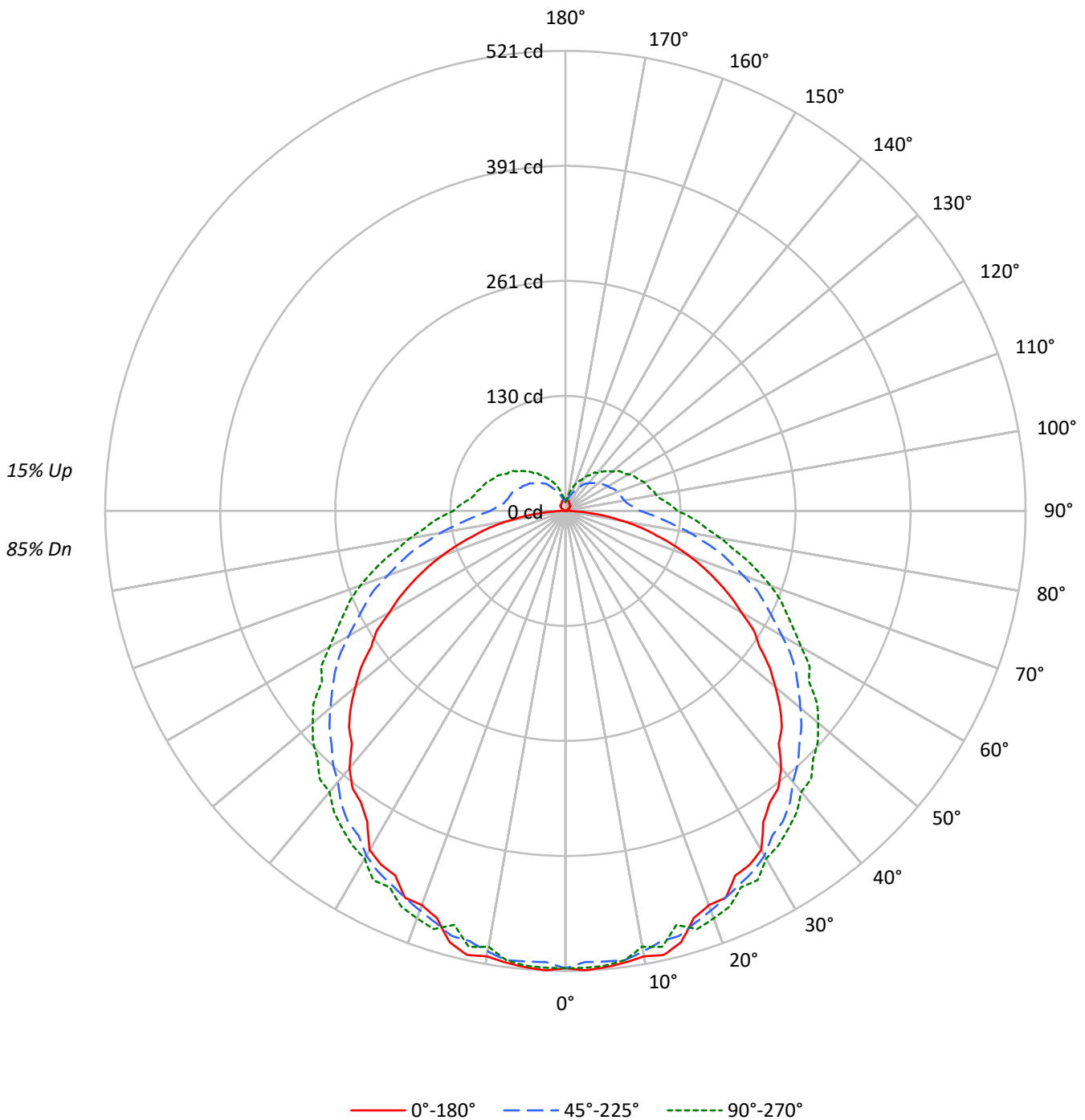
Summary

Lumens per Lamp: N/A
Luminaire Lumens: 2079.9 lumens
Efficiency: N/A
Efficacy: 138.7 lumens/watt
Spacing Criteria (0/90/45): 1.25 / 1.32 / 1.44
Luminous Opening: Rectangular w/ Sides (W: 0.73' x L: 3.76' x H: 0.19')
CIE Type: Semi-Direct

Input Watts (W): 15
Input Voltage (V): 120
Input Current (A_{in}): NR
Voltage Rise (V): NR
Power Factor: NR
Total Harmonic Distortion (THDi): NR
Frequency (hertz): 60
Stabilization Time: NR
Operation Time: NR
Ambient Temperature (°C): NR
Test Distance: 28.75 FT

TEST NUMBER: P981626
CATALOG NUMBER: 4PWM-2060C5-835-LOW

Luminous Intensity Polar Plot





TEST NUMBER: P981626

CATALOG NUMBER: 4PWM-2060C5-835-LOW

COEFFICIENT OF UTILIZATION - ZONAL CAVITY METHOD:

RF	20				20				20				20				20				20					
RC	80				70				50				30				10				0					
RW	70	50	30	10	70	50	30	10	50	30	10	50	30	10	50	30	10	50	30	10	50	30	10	50	30	10
RCR																										
0	116	116	116	116	111	111	111	111	103	103	103	96	96	96	89	89	89	89	89	89	89	89	89	89	89	89
1	103	98	93	88	99	94	90	85	87	83	80	81	78	75	75	72	70	75	72	70	75	72	70	75	72	70
2	93	84	77	70	89	81	74	68	75	69	64	69	65	61	64	61	57	64	61	57	64	61	57	64	61	57
3	84	73	64	57	81	70	62	56	65	59	53	61	55	50	56	52	48	56	52	48	56	52	48	56	52	48
4	77	64	55	48	73	62	54	47	58	50	45	54	47	43	50	45	40	50	45	40	50	45	40	50	45	40
5	71	57	48	41	67	55	47	40	51	44	38	48	42	37	45	39	35	45	39	35	45	39	35	45	39	35
6	65	51	42	35	62	50	41	35	46	39	33	43	37	32	40	35	30	40	35	30	40	35	30	40	35	30
7	60	46	37	31	57	45	36	30	42	35	29	39	33	28	37	31	27	37	31	27	37	31	27	37	31	27
8	56	42	33	27	53	41	33	27	38	31	26	36	30	25	34	28	24	34	28	24	34	28	24	34	28	24
9	52	39	30	25	50	37	29	24	35	28	23	33	27	22	31	26	21	31	26	21	31	26	21	31	26	21
10	49	35	27	22	47	34	27	22	32	26	21	31	24	20	29	23	19	29	23	19	29	23	19	29	23	19

AVERAGE LUMINANCE (cd/sqm):

	0°	45°	90°
0°	2031	2031	2031
5°	2033	1979	1990
10°	2022	1943	1909
15°	2026	1912	1843
20°	1947	1863	1874
25°	1926	1834	1818
30°	1952	1814	1793
35°	1866	1785	1784
40°	1867	1735	1749
45°	1830	1707	1751
50°	1786	1684	1745
55°	1712	1663	1682
60°	1661	1615	1674
65°	1601	1581	1656
70°	1503	1539	1659
75°	1357	1513	1635
80°	1164	1452	1644
85°	800	1421	1735

MAXIMUM LUMINANCE 45°-90°:

Horizontal Angle: 90°
 Vertical Angle: 90°
 Luminance: 1934 cd/sqm



TEST NUMBER: P981626
 CATALOG NUMBER: 4PWM-2060C5-835-LOW

ZONAL LUMENS:

Zone	Lumens	% Fixture
0°-10°	49.2	2.4
10°-20°	140.8	6.8
20°-30°	217.0	10.4
30°-40°	267.5	12.9
40°-50°	288.8	13.9
50°-60°	279.4	13.4
60°-70°	241.1	11.6
70°-80°	180.2	8.7
80°-90°	112.5	5.4
90°-100°	74.0	3.6
100°-110°	62.6	3.0
110°-120°	53.5	2.6
120°-130°	42.8	2.1
130°-140°	31.7	1.5
140°-150°	20.9	1.0
150°-160°	11.7	0.6
160°-170°	5.1	0.2
170°-180°	1.2	0.1
0°-30°	407.0	19.6
0°-40°	674.4	32.4
0°-60°	1242.6	59.7
0°-90°	1776.4	85.4
90°-120°	190.2	9.1
90°-150°	285.6	13.7
90°-180°	304.0	14.6
0°-180°	2079.9	100.0

CANDELA DISTRIBUTION:

	0°	22.5°	45°	67.5°	90°	Flux
0°	518	518	518	518	518	
5°	519	523	512	517	517	49
15°	506	499	498	502	485	141
25°	456	467	467	487	470	212
35°	403	414	429	445	440	255
45°	346	353	374	397	397	266
55°	268	286	319	340	336	242
65°	191	214	250	279	277	189
75°	106	138	181	207	211	113
85°	28	64	110	143	152	31
90°	0	39	85	120	127	2
95°	0	32	74	107	115	0
105°	1	31	65	90	99	1
115°	3	29	60	81	88	3
125°	5	27	52	70	77	4
135°	8	25	45	59	63	6
145°	8	20	37	47	49	5
155°	10	16	26	34	37	5
165°	12	13	17	21	24	3
175°	13	13	12	10	13	1
180°	10	10	10	10	10	



TEST NUMBER: P981626

CATALOG NUMBER: 4PWM-2060C5-835-LOW

CANDELA DISTRIBUTION (FULL):

	0°	22.5°	45°	67.5°	90°
0°	517.9	517.9	517.9	517.9	517.9
2.5°	520.7	523.5	511.4	517.9	517.9
5°	518.8	522.6	512.3	517.0	517.0
7.5°	516.0	511.4	513.2	522.6	513.2
10°	512.3	510.5	506.7	518.8	501.1
12.5°	515.1	500.2	499.3	511.4	505.8
15°	505.8	499.3	498.3	502.1	485.3
17.5°	483.4	487.2	489.0	496.5	496.5
20°	475.1	482.5	481.6	490.9	490.9
22.5°	474.1	473.2	474.1	485.3	485.3
25°	455.5	466.7	466.7	487.2	470.4
27.5°	451.8	455.5	460.2	473.2	471.3
30°	443.4	438.7	450.8	462.0	454.6
32.5°	417.3	423.8	435.9	454.6	449.0
35°	403.3	413.6	429.4	445.2	439.7
37.5°	395.9	400.5	417.3	436.9	430.3
40°	380.0	383.8	400.5	420.1	415.4
42.5°	357.7	370.7	389.4	408.9	411.7
45°	346.5	353.0	374.5	396.8	396.8
47.5°	329.7	332.5	362.3	384.7	387.5
50°	310.2	320.4	347.4	370.7	373.5
52.5°	291.6	299.9	332.5	354.9	359.6
55°	268.3	286.0	318.6	340.0	336.3
57.5°	253.4	265.5	302.7	327.9	327.9
60°	230.1	249.6	283.2	310.2	308.3
62.5°	211.4	229.1	265.5	295.3	291.6
65°	191.0	214.2	249.6	279.4	276.7
67.5°	170.5	192.8	234.7	259.9	263.6
70°	149.0	175.1	214.2	242.2	246.8
72.5°	127.6	154.6	196.5	226.4	229.1
75°	106.2	137.9	180.7	206.8	211.4
77.5°	87.6	118.3	160.2	187.2	192.8
80°	66.1	98.7	143.4	173.3	178.8
82.5°	46.6	82.0	124.8	154.6	163.0
85°	27.9	64.3	109.9	143.4	151.8
87.5°	11.2	49.4	96.9	132.3	139.7
90°	0.0	39.1	84.8	120.2	126.7
92.5°	0.0	33.5	79.2	110.8	121.1
95°	0.0	31.7	73.6	107.1	114.6
97.5°	0.0	30.7	69.9	99.7	108.1
100°	0.9	30.7	68.0	95.0	104.3
102.5°	0.9	30.7	66.1	93.1	102.5
105°	0.9	30.7	65.2	90.4	98.7
107.5°	0.9	29.8	64.3	88.5	96.9
110°	1.9	30.7	63.3	86.6	95.0



TEST NUMBER: P981626

CATALOG NUMBER: 4PWM-2060C5-835-LOW

CANDELA DISTRIBUTION (continued):

	0°	22.5°	45°	67.5°	90°
112.5°	1.9	29.8	61.5	83.8	91.3
115°	2.8	28.9	59.6	81.0	88.5
117.5°	2.8	28.9	56.8	79.2	86.6
120°	3.7	27.9	55.9	75.5	82.9
122.5°	4.7	28.9	54.0	72.7	78.2
125°	4.7	27.0	52.2	69.9	77.3
127.5°	5.6	27.0	51.2	67.1	74.5
130°	6.5	26.1	48.4	65.2	68.9
132.5°	7.5	25.2	46.6	61.5	67.1
135°	7.5	25.2	44.7	58.7	63.3
137.5°	8.4	23.3	42.8	55.9	60.5
140°	8.4	22.4	41.0	52.2	55.9
142.5°	8.4	21.4	39.1	50.3	55.0
145°	8.4	19.6	37.3	46.6	49.4
147.5°	8.4	18.6	33.5	43.8	47.5
150°	9.3	17.7	30.7	41.0	43.8
152.5°	9.3	16.8	27.9	37.3	40.1
155°	10.2	15.8	26.1	34.5	37.3
157.5°	10.2	14.9	22.4	32.6	34.5
160°	11.2	14.0	20.5	28.9	31.7
162.5°	12.1	14.0	18.6	25.2	27.9
165°	12.1	13.0	16.8	21.4	24.2
167.5°	12.1	13.0	14.9	17.7	21.4
170°	12.1	13.0	13.0	14.9	17.7
172.5°	12.1	12.1	13.0	12.1	14.9
175°	13.0	13.0	12.1	10.2	13.0
177.5°	13.0	12.1	11.2	9.3	10.2
180°	10.2	10.2	10.2	10.2	10.2



TEST NUMBER: P981626
 CATALOG NUMBER: 4PWM-2060C5-835-LOW

CIE UGR TABLE:

Reflectances:											
Ceiling		0.7	0.7	0.5	0.5	0.3	0.7	0.7	0.5	0.5	0.3
Wall		0.5	0.3	0.5	0.3	0.3	0.5	0.3	0.5	0.3	0.3
Reference plane		0.2	0.2	0.2	0.2	0.2	0.2	0.2	0.2	0.2	0.2
Room Dimensions		Viewed crosswise					Viewed endwise				
X=2H	Y=2H	11.8	13.2	12.3	13.8	14.4	13.8	15.2	14.4	15.8	16.5
	3H	13.5	14.8	14.1	15.3	16.0	16.3	17.6	16.9	18.2	18.9
	4H	14.1	15.3	14.7	15.9	16.6	17.5	18.7	18.1	19.3	20.0
	6H	14.5	15.6	15.1	16.2	17.0	18.6	19.7	19.2	20.4	21.1
	8H	14.6	15.7	15.2	16.3	17.0	19.2	20.3	19.8	20.9	21.6
	12H	14.6	15.7	15.3	16.3	17.1	19.8	20.9	20.5	21.5	22.3
4H	2H	12.7	14.0	13.3	14.6	15.3	14.3	15.5	14.9	16.2	16.9
	3H	14.7	15.7	15.3	16.4	17.1	17.0	18.1	17.6	18.7	19.4
	4H	15.4	16.4	16.1	17.0	17.8	18.4	19.3	19.0	20.0	20.7
	6H	16.0	16.8	16.6	17.5	18.3	19.7	20.6	20.4	21.2	22.0
	8H	16.1	16.9	16.8	17.6	18.4	20.4	21.2	21.1	21.9	22.6
	12H	16.2	16.9	16.9	17.6	18.4	21.2	21.9	21.8	22.6	23.4
8H	4H	16.2	16.9	16.8	17.6	18.4	18.6	19.4	19.3	20.1	20.9
	6H	16.9	17.6	17.6	18.3	19.1	20.2	20.8	20.9	21.6	22.3
	8H	17.1	17.8	17.8	18.5	19.3	21.0	21.6	21.7	22.3	23.1
	12H	17.3	17.9	18.0	18.6	19.4	21.9	22.5	22.6	23.2	24.0
12H	4H	16.3	17.1	17.0	17.8	18.5	18.6	19.4	19.3	20.1	20.8
	6H	17.2	17.8	17.9	18.5	19.3	20.2	20.8	20.9	21.5	22.4
	8H	17.5	18.1	18.2	18.8	19.6	21.1	21.7	21.8	22.4	23.2

LM-79-2019: Approved Method: Electrical and Photometric Measurements of Solid-
State Lighting Products

Report Prepared for

Cooper Lighting Solutions

Metalux

Report Number: SP3-2511-615-12

Test Date: 01/15/2026

Luminaire Tested: PW-S-6K-835-2nd

Data in this report applies to families of products including PW-S-6K*

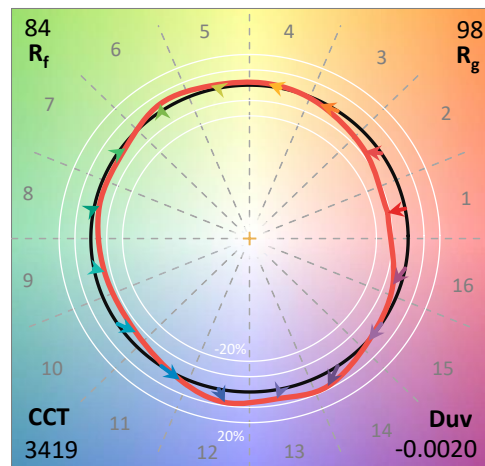
Test Information

Test Method: LM-79-2019
 Report Number: SP3-2511-615-12
 Test Lab: COOPER LIGHTING SOLUTIONS
 Photometer: SP3 - 3M SPHERE
 Measurement Geometry: 4π
 Issue Date: 01/20/2026
 Manufacturer: COOPER LIGHTING SOLUTIONS
 Product Line: Metalux
 Catalog Number: **PW-S-6K-835-2nd**
 Description: 8.75" Wrap 5 CCT 5 lumen select @6000lms (switch) @3500K 2nd Round

Spectral Parameters

CCT (K): 3419
 CIE u': 0.2387
 CIE v': 0.5103
 Duv: -0.0020
 CIE x: 0.4078
 CIE y: 0.3875
 CIE z: 0.2048
 Peak Wavelength (nm): 605
 Dominant Wavelength (nm): 582
 Purity: 38.67285
 Rf: 84.4
 Rg: 97.5

CRI (Ra):	83.9		
R1:	82.9	R9:	13.5
R2:	90.6	R10:	77.6
R3:	95.8	R11:	82.2
R4:	82.7	R12:	66.7
R5:	82.8	R13:	84.8
R6:	87.3	R14:	97.8
R7:	84.9	R15:	76.7
R8:	63.9		



Test Conditions

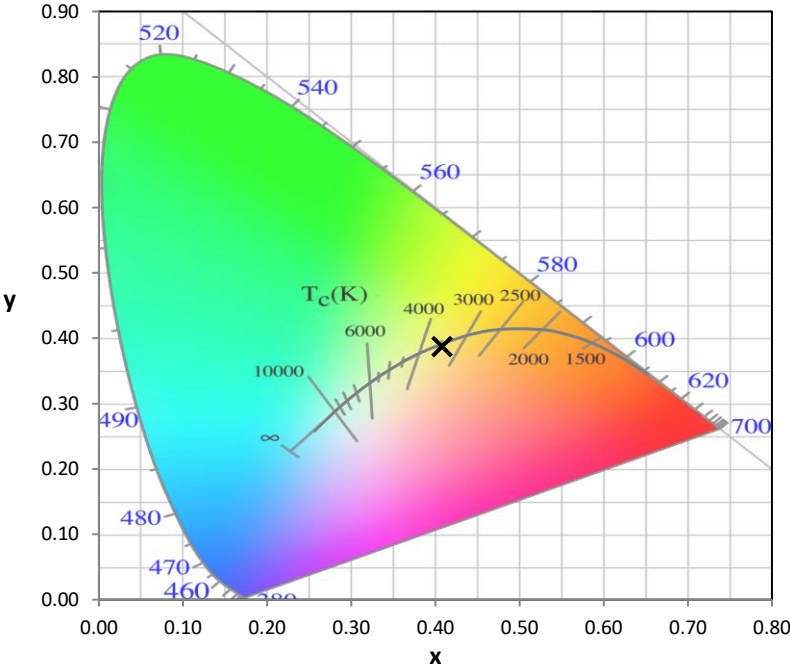
Stabilization Time: 20M
 Operation Time: 1H 20M
 Sphere Temperature (°C): 25.0

REPORT NUMBER: SP3-2511-615-12

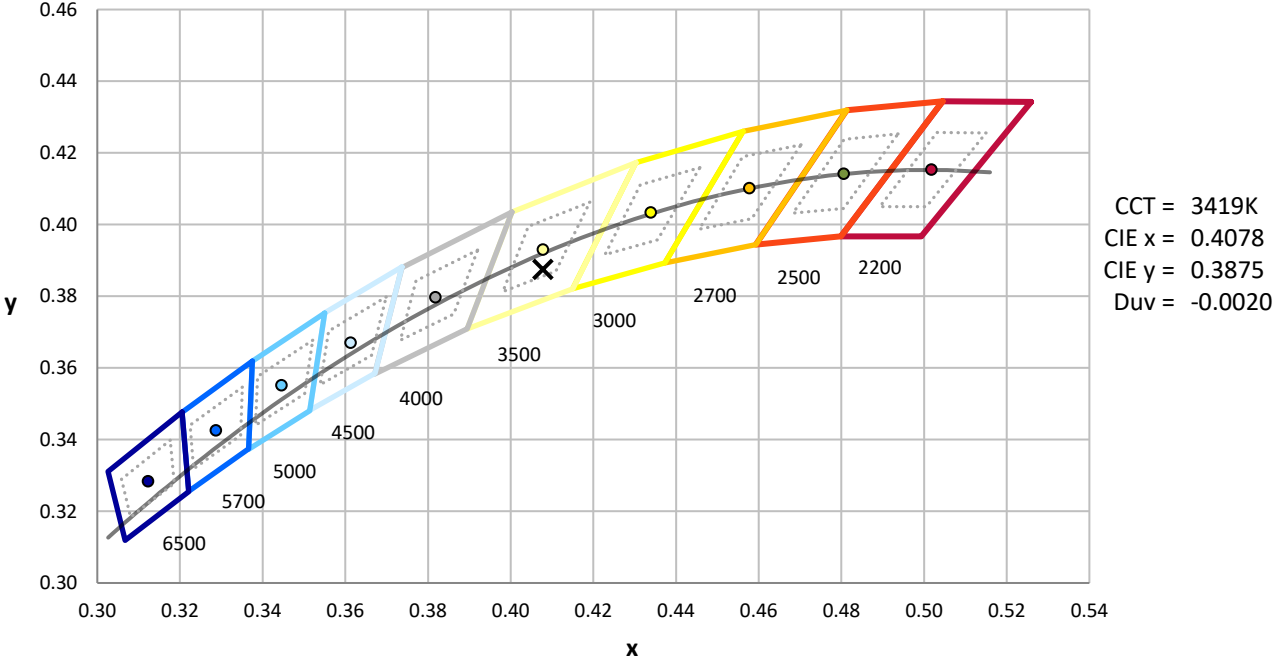
Measurement and Test Equipment			
Instrument	Identification Number	Calibration Date	Calibration Due Date
Photometer	3M SPHERE IN02505	1/10/2026	7/10/2026
Power Meter	XITRON INXT2011006	10/21/2025	10/21/2026
AC Power Source	CHROMA 61604 IN6064A	10/20/2025	10/20/2026
DC Power Source	EYSIGHT N5770A IN0534	10/20/2025	10/20/2026
Sphere Thermometer	TANDD IN4036E	10/21/2025	10/21/2026

REPORT NUMBER: SP3-2511-615-12

CIE 1931 Chromaticity Diagram



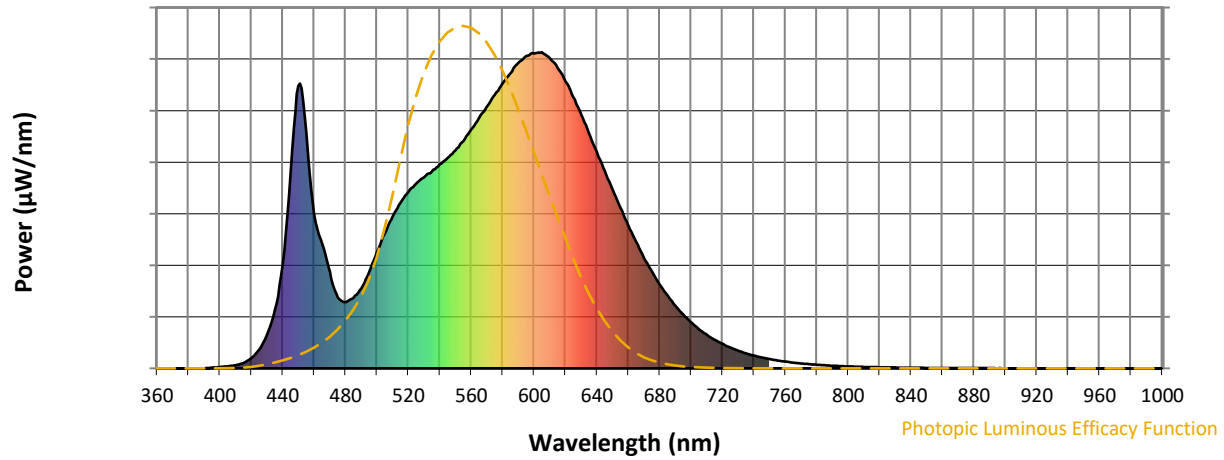
CIE 1931 Chromaticity Diagram with 2017 ANSI 7-Step and 4-Step Quadrangles



Point lies inside the ANSI 3500K 4-step quadrangle

REPORT NUMBER: SP3-2511-615-12

Photopic Flux vs. Wavelength

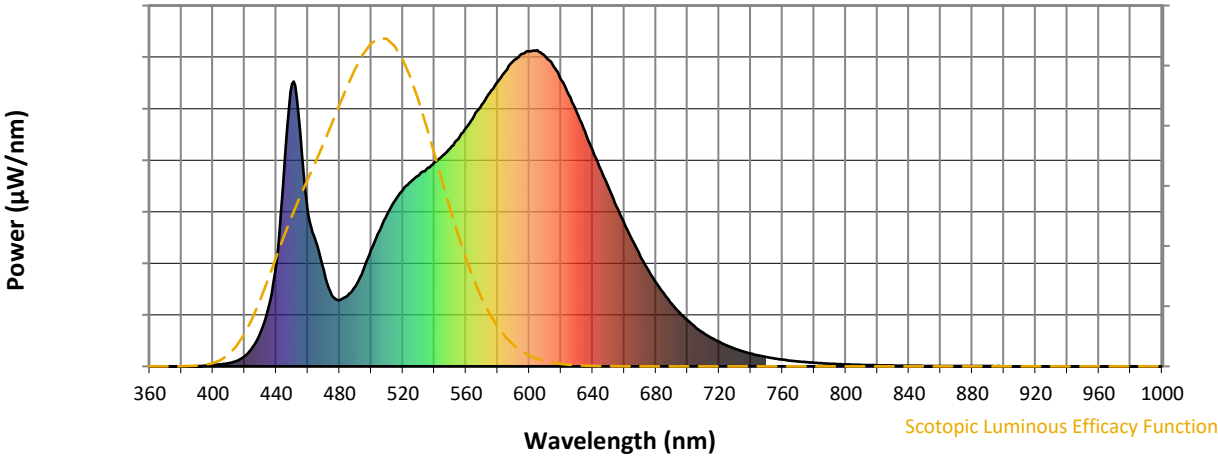


Photopic Lumens: NR

λ (nm)	Power W [^] /nm	Lumens (ϕ /nm)	λ (nm)	Power W [^] /nm	Lumens (ϕ /nm)	λ (nm)	Power W [^] /nm	Lumens (ϕ /nm)	λ (nm)	Power W [^] /nm	Lumens (ϕ /nm)	λ (nm)	Power W [^] /nm	Lumens (ϕ /nm)
360	0	NR	490	253	NR	620	907	NR	750	29	NR	880	1	NR
365	0	NR	495	303	NR	625	858	NR	755	25	NR	885	1	NR
370	0	NR	500	370	NR	630	803	NR	760	21	NR	890	1	NR
375	0	NR	505	426	NR	635	743	NR	765	18	NR	895	1	NR
380	0	NR	510	480	NR	640	684	NR	770	15	NR	900	0	NR
385	0	NR	515	523	NR	645	623	NR	775	13	NR	905	0	NR
390	0	NR	520	558	NR	650	566	NR	780	11	NR	910	0	NR
395	3	NR	525	584	NR	655	507	NR	785	10	NR	915	0	NR
400	4	NR	530	604	NR	660	452	NR	790	8	NR	920	0	NR
405	7	NR	535	624	NR	665	400	NR	795	7	NR	925	0	NR
410	10	NR	540	646	NR	670	350	NR	800	6	NR	930	0	NR
415	17	NR	545	666	NR	675	306	NR	805	5	NR	935	0	NR
420	32	NR	550	690	NR	680	265	NR	810	5	NR	940	0	NR
425	59	NR	555	719	NR	685	230	NR	815	4	NR	945	0	NR
430	106	NR	560	754	NR	690	198	NR	820	3	NR	950	0	NR
435	185	NR	565	792	NR	695	170	NR	825	3	NR	955	0	NR
440	327	NR	570	828	NR	700	145	NR	830	3	NR	960	0	NR
445	620	NR	575	866	NR	705	124	NR	835	2	NR	965	0	NR
450	893	NR	580	900	NR	710	106	NR	840	2	NR	970	0	NR
455	745	NR	585	933	NR	715	90	NR	845	2	NR	975	0	NR
460	489	NR	590	966	NR	720	78	NR	850	2	NR	980	0	NR
465	396	NR	595	988	NR	725	66	NR	855	1	NR	985	0	NR
470	304	NR	600	996	NR	730	56	NR	860	1	NR	990	0	NR
475	225	NR	605	1000	NR	735	48	NR	865	1	NR	995	0	NR
480	210	NR	610	981	NR	740	40	NR	870	1	NR	1000	0	NR
485	223	NR	615	950	NR	745	34	NR	875	1	NR			

REPORT NUMBER: SP3-2511-615-12

Scotopic Flux vs. Wavelength



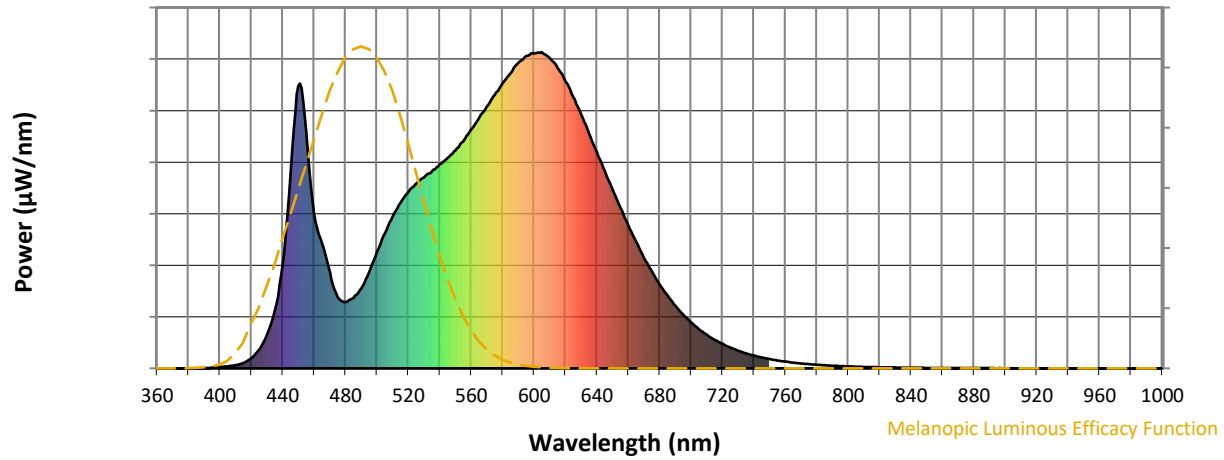
Scotopic Lumens: NR

S/P: 1.5

λ (nm)	Power W [^] /nm	Lumens (φ/nm)	λ (nm)	Power W [^] /nm	Lumens (φ/nm)	λ (nm)	Power W [^] /nm	Lumens (φ/nm)	λ (nm)	Power W [^] /nm	Lumens (φ/nm)	λ (nm)	Power W [^] /nm	Lumens (φ/nm)
360	0	NR	490	253	NR	620	907	NR	750	29	NR	880	1	NR
365	0	NR	495	303	NR	625	858	NR	755	25	NR	885	1	NR
370	0	NR	500	370	NR	630	803	NR	760	21	NR	890	1	NR
375	0	NR	505	426	NR	635	743	NR	765	18	NR	895	1	NR
380	0	NR	510	480	NR	640	684	NR	770	15	NR	900	0	NR
385	0	NR	515	523	NR	645	623	NR	775	13	NR	905	0	NR
390	0	NR	520	558	NR	650	566	NR	780	11	NR	910	0	NR
395	3	NR	525	584	NR	655	507	NR	785	10	NR	915	0	NR
400	4	NR	530	604	NR	660	452	NR	790	8	NR	920	0	NR
405	7	NR	535	624	NR	665	400	NR	795	7	NR	925	0	NR
410	10	NR	540	646	NR	670	350	NR	800	6	NR	930	0	NR
415	17	NR	545	666	NR	675	306	NR	805	5	NR	935	0	NR
420	32	NR	550	690	NR	680	265	NR	810	5	NR	940	0	NR
425	59	NR	555	719	NR	685	230	NR	815	4	NR	945	0	NR
430	106	NR	560	754	NR	690	198	NR	820	3	NR	950	0	NR
435	185	NR	565	792	NR	695	170	NR	825	3	NR	955	0	NR
440	327	NR	570	828	NR	700	145	NR	830	3	NR	960	0	NR
445	620	NR	575	866	NR	705	124	NR	835	2	NR	965	0	NR
450	893	NR	580	900	NR	710	106	NR	840	2	NR	970	0	NR
455	745	NR	585	933	NR	715	90	NR	845	2	NR	975	0	NR
460	489	NR	590	966	NR	720	78	NR	850	2	NR	980	0	NR
465	396	NR	595	988	NR	725	66	NR	855	1	NR	985	0	NR
470	304	NR	600	996	NR	730	56	NR	860	1	NR	990	0	NR
475	225	NR	605	1000	NR	735	48	NR	865	1	NR	995	0	NR
480	210	NR	610	981	NR	740	40	NR	870	1	NR	1000	0	NR
485	223	NR	615	950	NR	745	34	NR	875	1	NR			

REPORT NUMBER: SP3-2511-615-12

Melanopic Flux vs. Wavelength



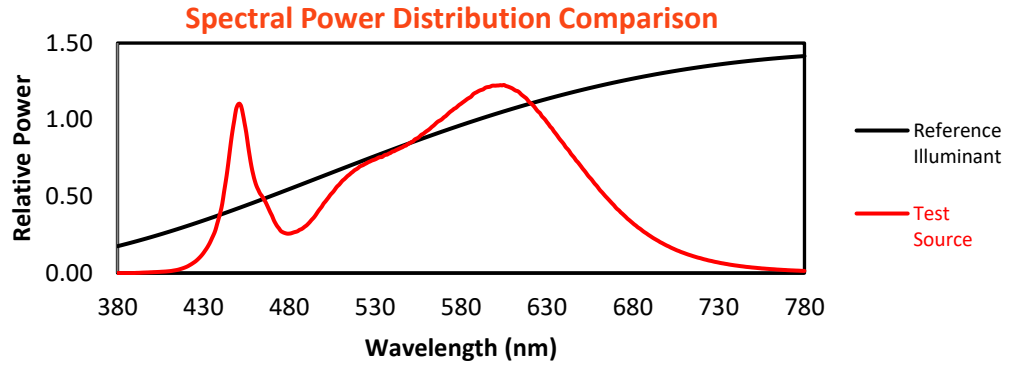
Melanopic Lumens: NR

M/P: 2.99

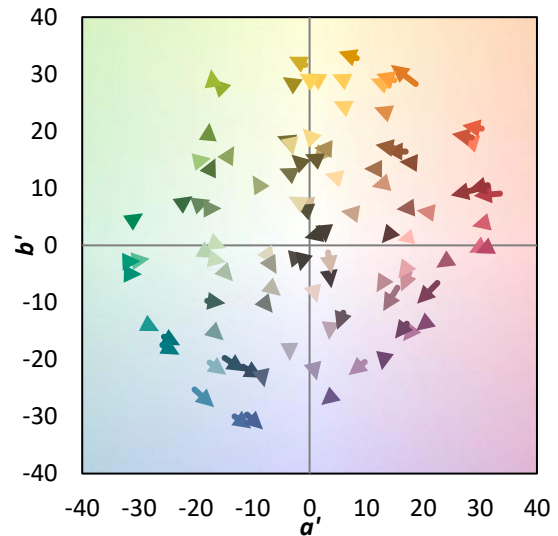
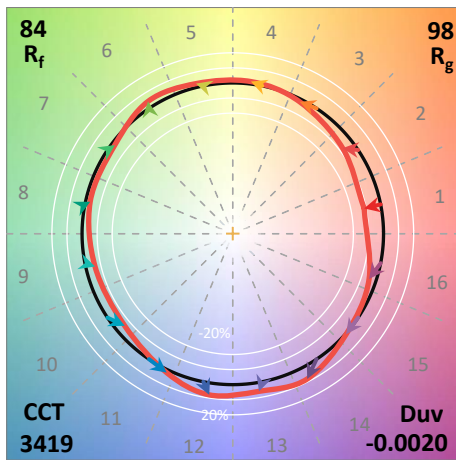
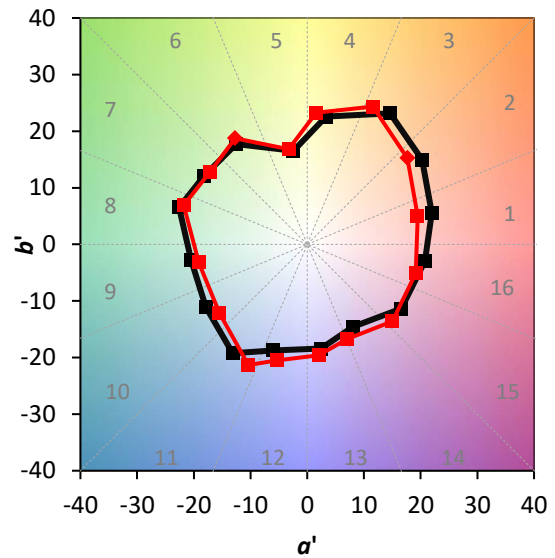
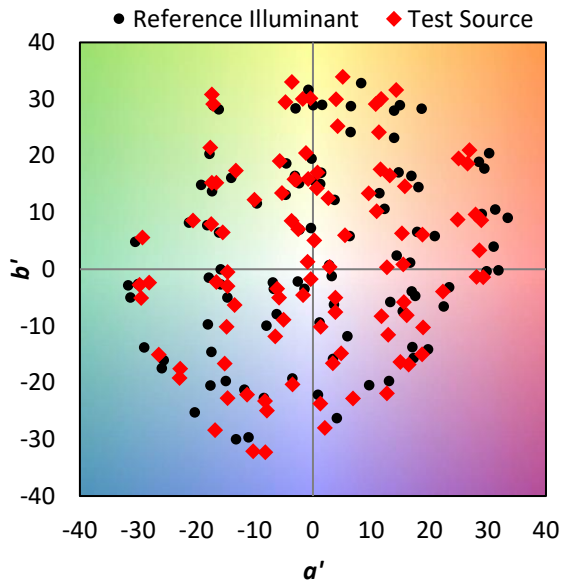
λ (nm)	Power W [^] /nm	Lumens (φ/nm)	λ (nm)	Power W [^] /nm	Lumens (φ/nm)	λ (nm)	Power W [^] /nm	Lumens (φ/nm)	λ (nm)	Power W [^] /nm	Lumens (φ/nm)	λ (nm)	Power W [^] /nm	Lumens (φ/nm)
360	0	NR	490	253	NR	620	907	NR	750	29	NR	880	1	NR
365	0	NR	495	303	NR	625	858	NR	755	25	NR	885	1	NR
370	0	NR	500	370	NR	630	803	NR	760	21	NR	890	1	NR
375	0	NR	505	426	NR	635	743	NR	765	18	NR	895	1	NR
380	0	NR	510	480	NR	640	684	NR	770	15	NR	900	0	NR
385	0	NR	515	523	NR	645	623	NR	775	13	NR	905	0	NR
390	0	NR	520	558	NR	650	566	NR	780	11	NR	910	0	NR
395	3	NR	525	584	NR	655	507	NR	785	10	NR	915	0	NR
400	4	NR	530	604	NR	660	452	NR	790	8	NR	920	0	NR
405	7	NR	535	624	NR	665	400	NR	795	7	NR	925	0	NR
410	10	NR	540	646	NR	670	350	NR	800	6	NR	930	0	NR
415	17	NR	545	666	NR	675	306	NR	805	5	NR	935	0	NR
420	32	NR	550	690	NR	680	265	NR	810	5	NR	940	0	NR
425	59	NR	555	719	NR	685	230	NR	815	4	NR	945	0	NR
430	106	NR	560	754	NR	690	198	NR	820	3	NR	950	0	NR
435	185	NR	565	792	NR	695	170	NR	825	3	NR	955	0	NR
440	327	NR	570	828	NR	700	145	NR	830	3	NR	960	0	NR
445	620	NR	575	866	NR	705	124	NR	835	2	NR	965	0	NR
450	893	NR	580	900	NR	710	106	NR	840	2	NR	970	0	NR
455	745	NR	585	933	NR	715	90	NR	845	2	NR	975	0	NR
460	489	NR	590	966	NR	720	78	NR	850	2	NR	980	0	NR
465	396	NR	595	988	NR	725	66	NR	855	1	NR	985	0	NR
470	304	NR	600	996	NR	730	56	NR	860	1	NR	990	0	NR
475	225	NR	605	1000	NR	735	48	NR	865	1	NR	995	0	NR
480	210	NR	610	981	NR	740	40	NR	870	1	NR	1000	0	NR
485	223	NR	615	950	NR	745	34	NR	875	1	NR			

Summary

$R_f = 84.4$
 $R_g = 97.5$
 $CIE R_a = 83.9$
 $R_9 = 13.5$

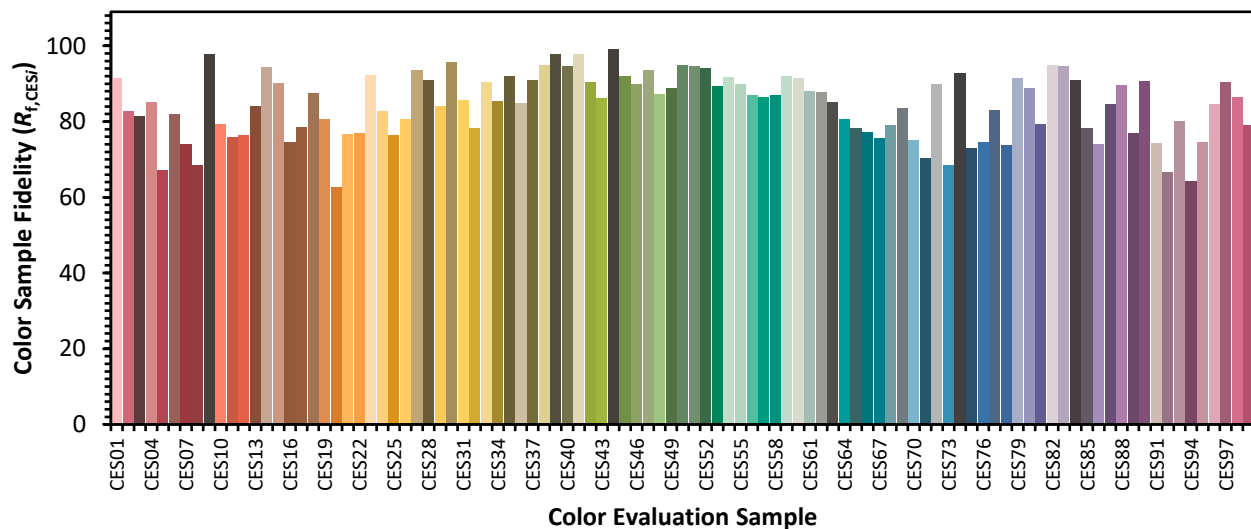


Color Vector Graphics

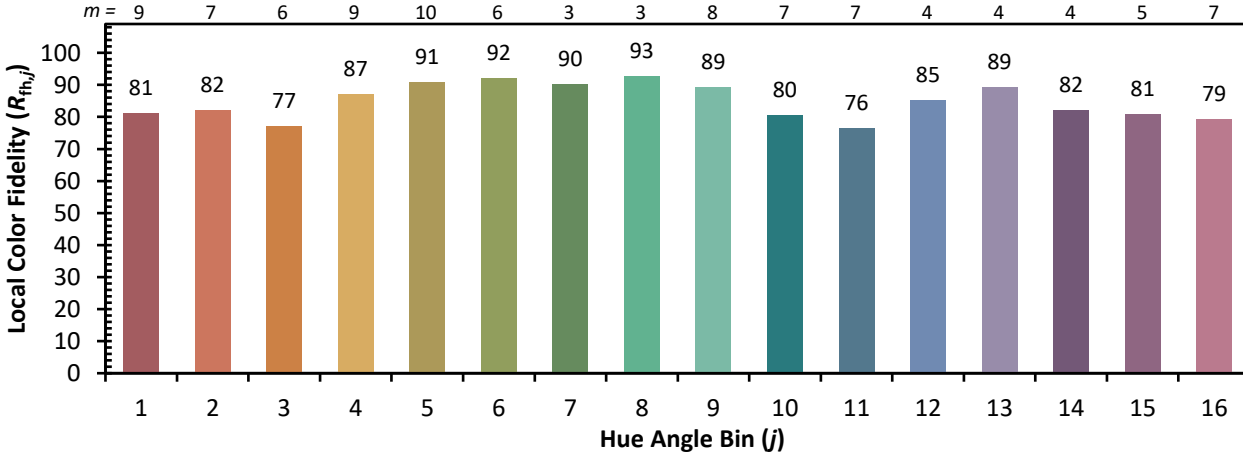
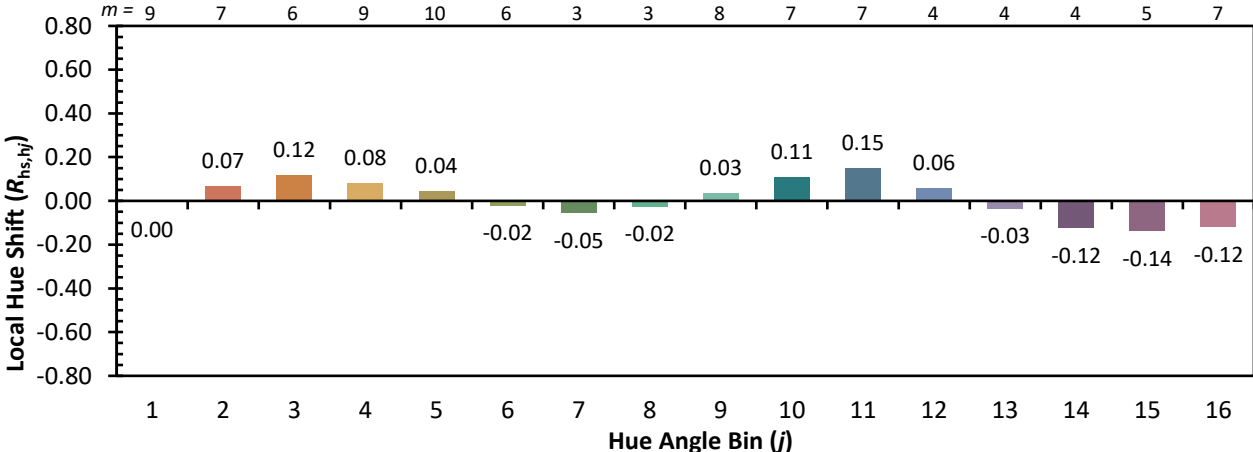
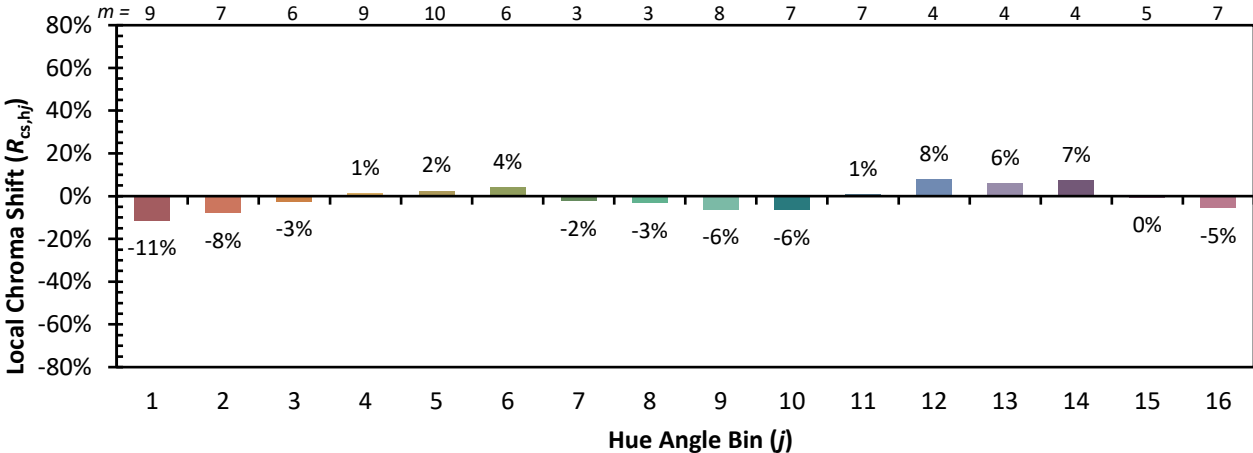


Individual Sample Fidelity Index ($R_{f,i}$)

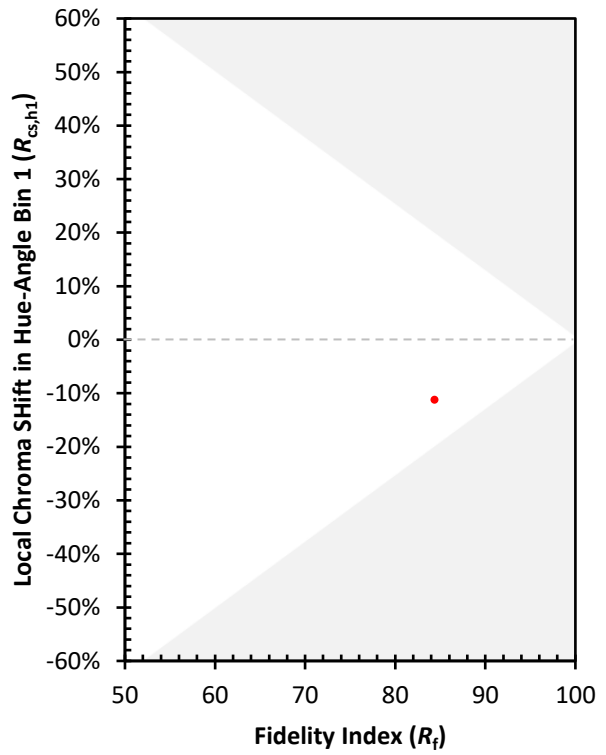
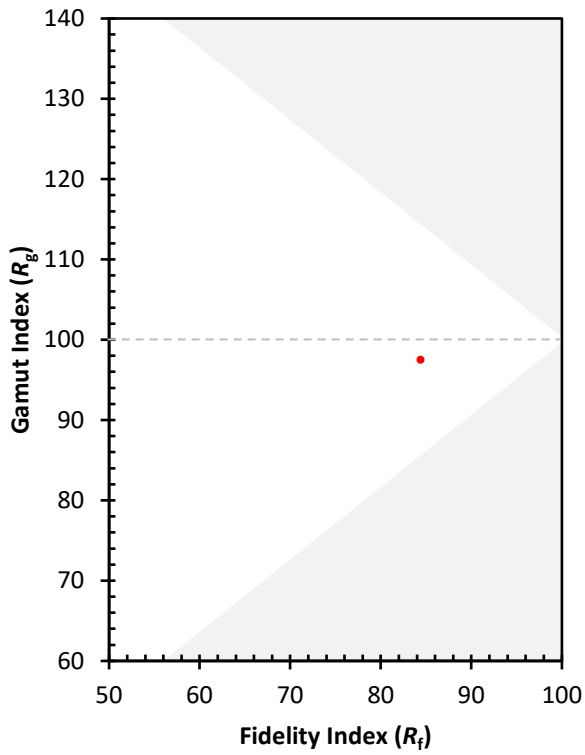
CES01 = 86	CES26 = 81	CES51 = 95	CES76 = 75
CES02 = 62	CES27 = 94	CES52 = 94	CES77 = 83
CES03 = 31	CES28 = 91	CES53 = 89	CES78 = 74
CES04 = 70	CES29 = 84	CES54 = 92	CES79 = 92
CES05 = 49	CES30 = 96	CES55 = 90	CES80 = 89
CES06 = 51	CES31 = 86	CES56 = 87	CES81 = 79
CES07 = 42	CES32 = 78	CES57 = 86	CES82 = 95
CES08 = 40	CES33 = 91	CES58 = 87	CES83 = 95
CES09 = 29	CES34 = 85	CES59 = 92	CES84 = 91
CES10 = 75	CES35 = 92	CES60 = 91	CES85 = 78
CES11 = 58	CES36 = 85	CES61 = 88	CES86 = 74
CES12 = 64	CES37 = 91	CES62 = 88	CES87 = 85
CES13 = 43	CES38 = 95	CES63 = 85	CES88 = 90
CES14 = 74	CES39 = 98	CES64 = 81	CES89 = 77
CES15 = 71	CES40 = 95	CES65 = 78	CES90 = 91
CES16 = 47	CES41 = 98	CES66 = 77	CES91 = 74
CES17 = 50	CES42 = 90	CES67 = 76	CES92 = 67
CES18 = 56	CES43 = 86	CES68 = 79	CES93 = 80
CES19 = 72	CES44 = 99	CES69 = 83	CES94 = 64
CES20 = 66	CES45 = 92	CES70 = 75	CES95 = 75
CES21 = 86	CES46 = 90	CES71 = 70	CES96 = 85
CES22 = 78	CES47 = 94	CES72 = 90	CES97 = 90
CES23 = 92	CES48 = 87	CES73 = 68	CES98 = 87
CES24 = 91	CES49 = 89	CES74 = 93	CES99 = 79
CES25 = 72	CES50 = 95	CES75 = 73	



Color Rendition by Hue-Angle Bin



Measure Comparisons



(END OF REPORT)